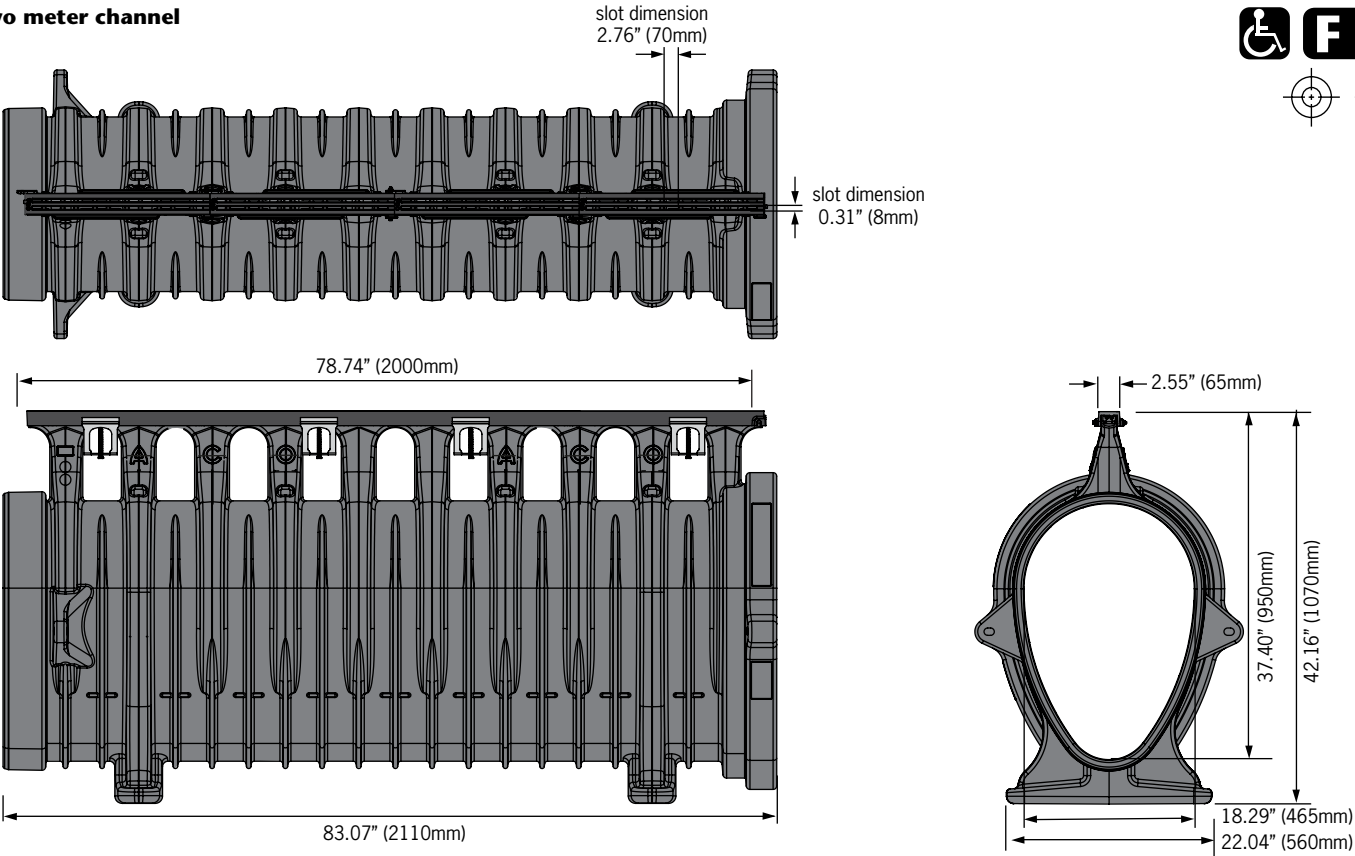
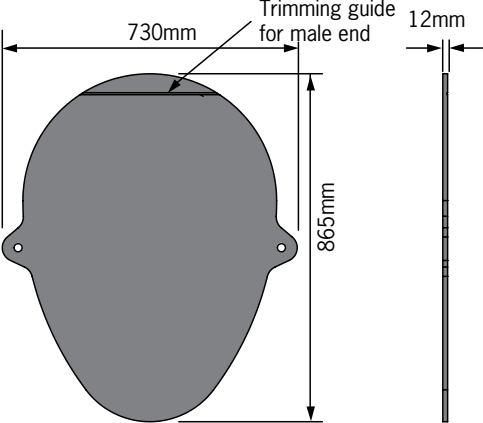


Qmax - 465 channel with Q-Guard ductile iron rail

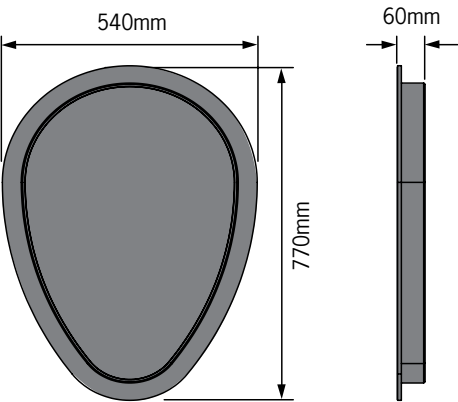
Two meter channel



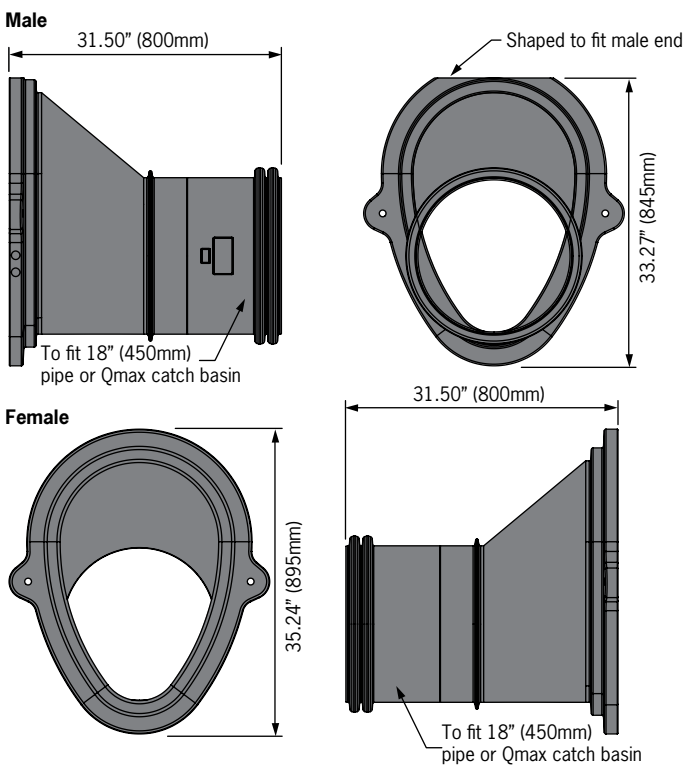
Closing End Plate



Closing End Cap



Outlet flume/catch basin connectors



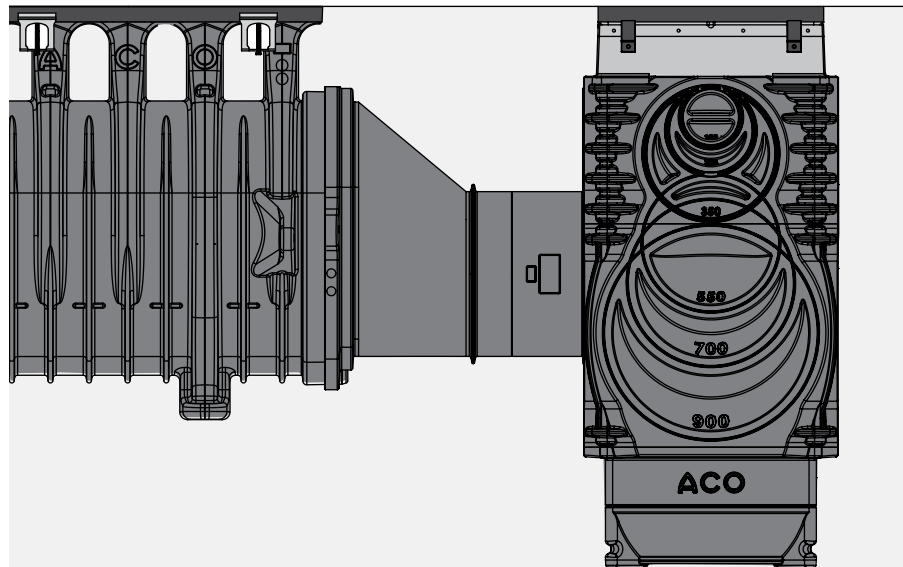
ACO INFRASTRUCTURE

Qmax - 465 channel with Q-Guard ductile iron rail



Description	Part No	Invert inches	Wgt lbs
Qmax® 465 channel with Q-Guard ductile iron rail - 78.75" (2000mm)	32831	37.40	111.5
Accessories			
Qmax® 465 Closing end plate (Fits male or female end of uncut channels)	32835	-	10.8
Qmax® 465 Closing end cap (Easy push fit cap for cut channel ends)	32887	-	6.8
Qmax® 465 to Qmax 600® System connector plate	32883	-	8.1
Qmax® 465 Outlet flume/catch basin connector (male)	44362	-	16.9
Qmax® 465 Outlet flume/catch basin connector (female)	44363	-	17.2

Typical Qmax 465 connection to catch basin

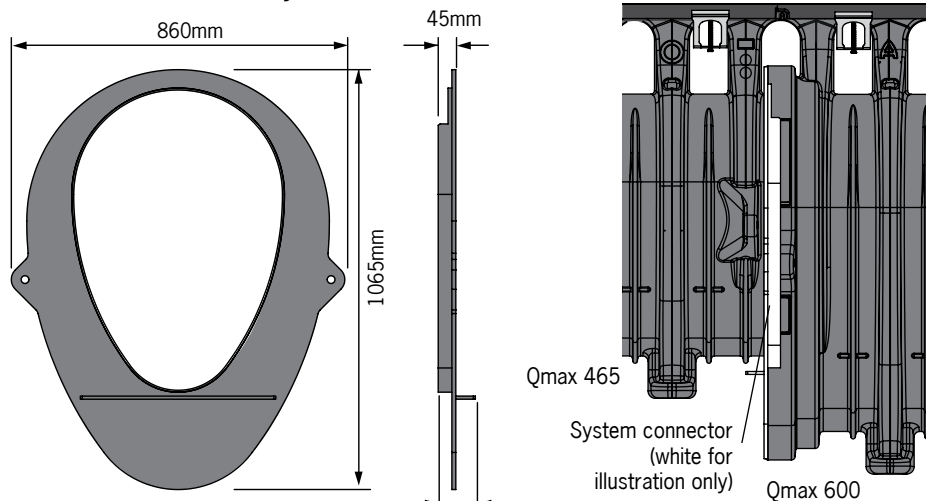


Qmax 465 channel

Outlet flume/catch basin connector (female)

Qmax Catch Basin (tall)
-see appropriate Spec Info

Qmax 465 to Qmax 600 system connection



Qmax 465

System connector
(white for illustration only)

Qmax 600

Specifications

General

The surface drainage system shall be ACO Qmax 465 with ductile iron Q-Guard ADA compliant top as manufactured by ACO, Inc. or equal approved.

Materials

The trench system bodies shall be manufactured from medium density polyethylene with:

Compressive strength: 8,450 psi
Flexural strength: 2,224 psi
Water absorption 0.31%

The nominal clear opening shall be 18.29" (465mm) with unit overall width of 22.04" (560mm). Units shall be manufactured with a neutral invert of 37.40" (950mm). Each unit will feature a full radius in the channel bottom and a male to female interconnecting end profile, a rubber seal shall be fitted to the bell end of the channel unit. Units shall have molded anchoring features on the outside wall to ensure maximum mechanical bond to the surrounding bedding material and pavement surface.

Grate Unit

Grates shall be factory fitted to MDPE bodies to provide a monolithic unit. Water intake area per 2 meter unit will be 33.87in² (21,850mm²)

Catch Basin

See appropriate spec info for catch basin information.

Installation

The trench drain system shall be installed in accordance with the manufacturer's installation instructions and recommendations.

ACO, Inc.

Northeast Sales Office
9470 Pinecone Drive
Mentor, OH 44060
Tel: (440) 639-7230
Toll free: (800) 543-4764
Fax: (440) 639-7235

West Sales Office

825 W. Beechcraft St.
Casa Grande, AZ 85122
Tel: (520) 421-9988
Toll Free: (888) 490-9552
Fax: (520) 421-9899

Southeast Sales Office

4211 Pleasant Road
Fort Mill, SC 29708
Toll free: (800) 543-4764
Fax: (803) 802-1063

Follow us on



Electronic Contact:

info@acousa.com
www.acousa.com

