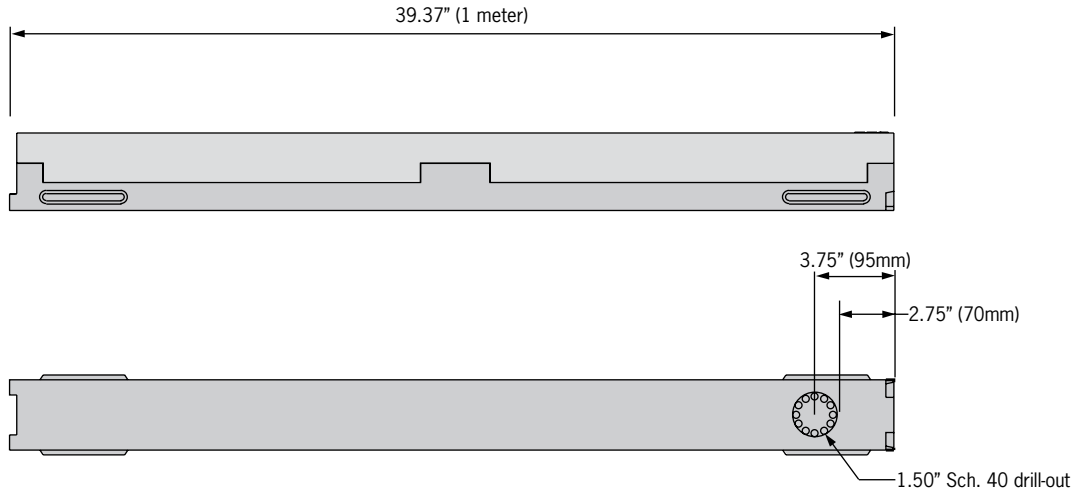
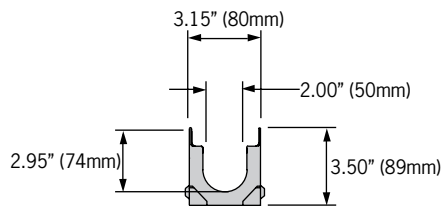




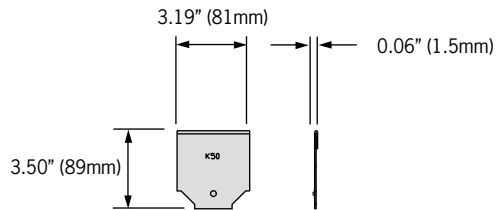
One meter channel



End view



Closing cap



Outlet flow rates

Product	Outlet size (Sch. 40)	Invert Depth	GPM	CFS
K50 Neutral channel	1.5" round	2.9	12.7	0.03

Note: These are the pipe flow rates at the specified outlet, **NOT** channel flow rates.

ACO Specification Information

ACO DRAIN

MiniKlassik - K50 galvanized steel edge rail channel system



ACO Specification Information

Description	Part No.	Invert Depth		Weight lbs.
		inches	mm	
MiniKlassik neutral channel galvanized rail	04071	2.9	74	18.0
Galvanized steel closing cap	95395	-	-	0.3

Notes:

- 1. Add nominal 0.6" (15mm) to invert depth for overall channel depth

Specifications

General

The surface drainage system shall be ACO Drain MiniKlassik K50 complete with grates, as manufactured by ACO, Inc. or equal approved.

Materials

The trench system bodies shall be manufactured from polyester polymer concrete with minimum properties as follows:

- Compressive strength: 14,000 psi
- Flexural strength: 4,000 psi
- Water absorption 0.7%
- Frost proof
- Salt proof
- Dilute acid and alkali resistant

The nominal clear opening shall be 2.00" (50mm) with overall width of 3.15" (80mm). Pre-cast units shall be manufactured with neutral invert and have a wall thickness of at least 0.50" (13mm). Each unit will feature a full radius in the trench bottom and a male to female interconnecting end profile. Units shall have horizontal cast in anchoring features on the outside wall to ensure maximum mechanical bond to the surrounding bedding material and pavement surface. The galvanized steel edge rail will be integrally cast in by the manufacturer to ensure maximum homogeneity between polymer concrete body and edge rail. Each edge rail shall be at least 3/32" (2.5mm) thick.

Grates

Grates should be specified. See separate ACO Spec Info grate sheets for details. After removal of grates there shall be uninterrupted access to the trench to aid maintenance.

Installation

The trench drain system shall be installed in accordance with the manufacturer's installation instructions and recommendations.

ACO, Inc.
Northeast Sales Office
9470 Pinecone Dr.
Mentor, OH 44060
Tel: (440) 639-7230
Toll free: (800) 543-4764
Fax: (440) 639-7235

West Sales Office
825 W. Beechcraft St.
Casa Grande, AZ 85122
Tel: (520) 421-9988
Toll Free: (888) 490-9552
Fax: (520) 421-9899

Southeast Sales Office
4211 Pleasant Road
Fort Mill, SC 29708
Toll free: (800) 543-4764
Fax: (803) 802-1063



Electronic Contact:
info@ACODrain.us
www.ACODrain.us



© April 2018, ACO, Inc. This information is believed to be accurate but it is not guaranteed to be so. We cannot assume liability for results that buyer obtains with our product since conditions of use are beyond the control of the company. It is the customer's responsibility to evaluate suitability and safety of product for his own use. ACO, Inc. reserves the right to change the product and specifications without notice.