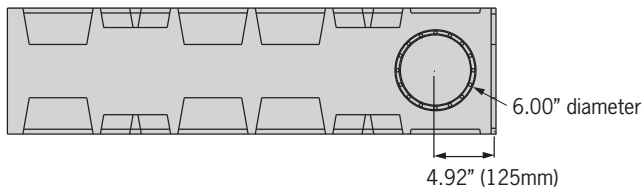
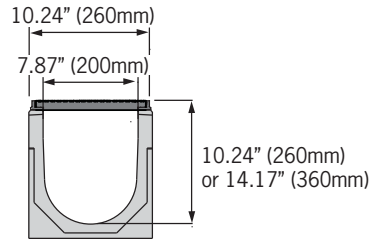
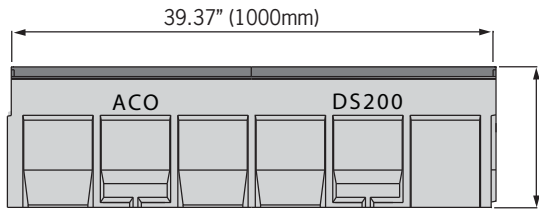
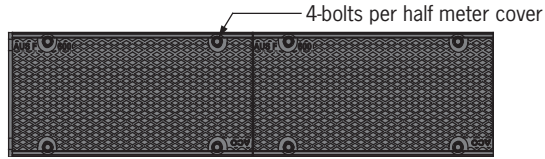
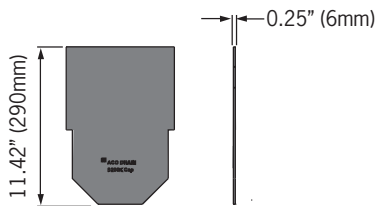


DS200 with 4 bolt solid iron covers

One meter channel



Closing end cap



ACO Specification Information

ACO UTILITYDUCT
DS200 with 4 bolt solid iron covers



Description	Part No	Invert (inches)	Overall (inches)	Wgt lbs
DS2000 polymer concrete duct with ductile iron covers	76537	10.24	11.42	180.0
DS2020 polymer concrete duct with ductile iron covers	76552	14.17	15.35	200.2
Accessories				
End cap	95101	-	-	0.9

- Notes**
 1. DS200 duct is sold complete, with channel and cover.
 2. Preformed drill-out for 6" pipe on underside of channel.

Specifications

General
 The surface drainage system shall be ACO UtilityDuct DS200 complete with Class E solid ductile iron covers secured with bolted lockings (4-bolts per half meter cover) as manufactured by ACO Polymer Products, Inc. or equal approved.

Materials
 Duct system bodies are manufactured from polyester polymer concrete with minimum properties as follows:

- Compressive strength: 14,000 psi
- Flexural strength: 4,000 psi
- Water absorption 0.07%
- Frost proof
- Salt proof
- Dilute acid and alkali resistant
- Surface burn characteristics of the material shall comply with UL 723

The nominal clear opening shall be 8" (200mm) with overall width of 10.24" (260mm). Modular units shall be manufactured with neutral invert and have a wall thickness of at least 1.18" (30mm). Each unit will feature a full radius in the trench bottom and a male to female interconnecting end profile. Units shall have horizontal cast in anchoring features on the outside wall to ensure maximum mechanical bond to the surrounding bedding material and pavement surface. The ductile iron edge rail will be integrally cast in by the manufacturer to ensure maximum homogeneity between polymer concrete body and edge rail.

Covers
 Covers are manufactured from ductile iron to ASTM 536-84 - Grade 65-45-12. Covers are locked in place with 4 qty M10 high tensile steel bolts with friction grip washers per half meter (19.69") cover. Covers are load tested to meet EN 1433 Load Class E - 2,323psi. After removal of covers there shall be uninterrupted access to the trench to aid maintenance.

Installation
 The trench drain system shall be installed in accordance with the manufacturer's installation instructions and recommendations.

ACO Polymer Products, Inc.

Northeast Sales Office
 P.O. Box 245
 Chardon, OH 44024
 Tel: (440) 285-7000
 Toll free: (800) 543-4764
 Fax: (440) 285-7005

West Sales Office
 P.O. Box 12067
 Casa Grande, AZ 85130
 Tel: (520) 421-9988
 Toll Free: (888) 490-9552
 Fax: (520) 421-9899

Southeast Sales Office
 4211 Pleasant Road
 Fort Mill, SC 29708
 Toll free: (800) 543-4764
 Fax: (803) 802-1063



Electronic Contact:
 info@acousa.com
 www.acousa.com



© September 13, 2013 ACO Polymer Products, Inc. This information is believed to be accurate but it is not guaranteed to be so. We cannot assume liability for results that buyer obtains with our product since conditions of use are beyond the control of the company. It is the customer's responsibility to evaluate suitability and safety of product for his own use. ACO Polymer Products Inc. reserves the right to change the product and specifications without notice. Re-order # DT006