

# ACO Self

## Residential & Landscape Products


ACO GalaLine is a light to medium duty trench drain designed to provide an effective solution for a wide variety of semi-professional applications while using the minimum number of components.

Suitable for pedestrian/light vehicle/light commercial traffic applications such as:

- Residential driveways
- Patios
- Walkways
- Basements
- Pools
- Light Commercial
- Private & Public Parking
- Schools



### Product Overview



[Shop Online!](#)

[www.acoself.com](http://www.acoself.com)

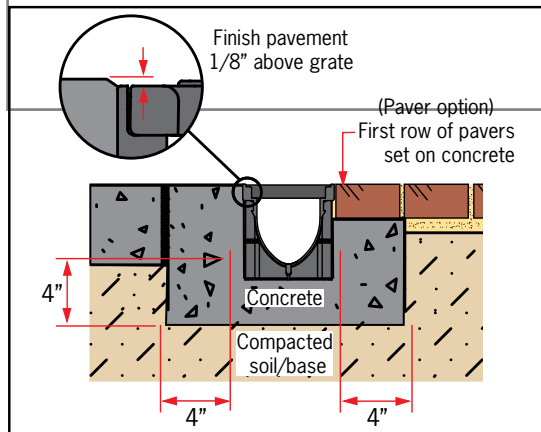
For heavier duty sloped trench drain requirements use ACO Drain.



**Part Table**

	Part No.	Length inches	Width inches	Height inches	Wgt. lbs.
Plastic GalaLine channel (1 meter)	<b>11440</b>	39.4	5.4	6.0	3.9
Galvanized steel slotted grate (1 meter)	<b>11445</b>	39.4	5.4	-	3.45
Ductile iron grate* 0.5m	<b>11450</b>	39.4	5.4	-	6.7
Bottom outlet 4" pipe	<b>11285</b>	-	-	-	2.6
Bottom outlet 6" pipe	<b>11286</b>	-	-	-	3.0
Closing cap	<b>11433</b>	-	5.4	6.0	0.2
Outlet cap 4" pipe	<b>11434</b>	-	5.4	6.0	0.2
Accessory Pack - 2 end caps, 1 outlet cap	<b>11438</b>	-	-	-	0.5
* 2 grates needed to fill 1 meter channel.	<b>11438</b>	-	-	-	0.5


**Installation Instructions**



**Grates**



Galvanized steel - 0.47" (12mm) slot  
Intake area per meter grate - 82.9 in<sup>2</sup>



Ductile iron - 0.31" (8mm) slot  
Intake area per meter grate - 56.1 in<sup>2</sup>

**Accessories**

Plastic closing cap can be used at both ends of the channel

Plastic 4" outlet cap

Plastic 4" bottom outlet

Plastic 6" bottom outlet



Excavate area to accommodate trench drain and 4" concrete surround, compact base.



Cut channels to fit required length (if necessary).



Knockout channel base for outlet at required position.



Push-fit outlet adaptor into bottom of channel, lay outlet channel first and connect to 4" or 6" SDR or schedule 40 pipe (Adaptor required for Sch 40).



Lay 4" deep concrete bed. Lay channels working away from outlet. Concrete surround should extend up channel sides into recesses to hold channel in place.



Finish pavement/pavers must be 1/8" higher than the grate.

For pedestrian **ONLY** applications, trench drain can be set directly on well compacted ground. For driveway applications, trench drain **MUST** be surrounded by 4" of concrete.

**ACO Polymer Products, Inc.**

**East Sales Office**  
9470 Pinecone Drive  
Mentor, OH 44060  
Tel: (440) 639-7230  
Toll free: (800) 543-4764  
Fax: (440) 639-7235

**Southeast Sales Office**  
4211 Pleasant Road  
Ft. Mill, SC 29708  
Toll free: (800) 543-4764  
Fax: (803) 802-1063

**West Sales Office**  
825 W. Beechcraft St.  
Casa Grande, AZ 85122  
Tel: (520) 421-9988  
Toll Free: (888) 490-9552  
Fax: (520) 421-9899

**Electronic Contact**  
info@acoself.com  
www.acoself.com

**Follow us on**  
f t y

