

ACO Self

Residential & Landscape Products

DrainLine 100 is made from durable polymer concrete and helps to divert rainwater from driveways, paths, garages, homes and patios in order to protect buildings.

The wide selection of grate styles and materials make it simple to meet any aesthetic and application requirements.

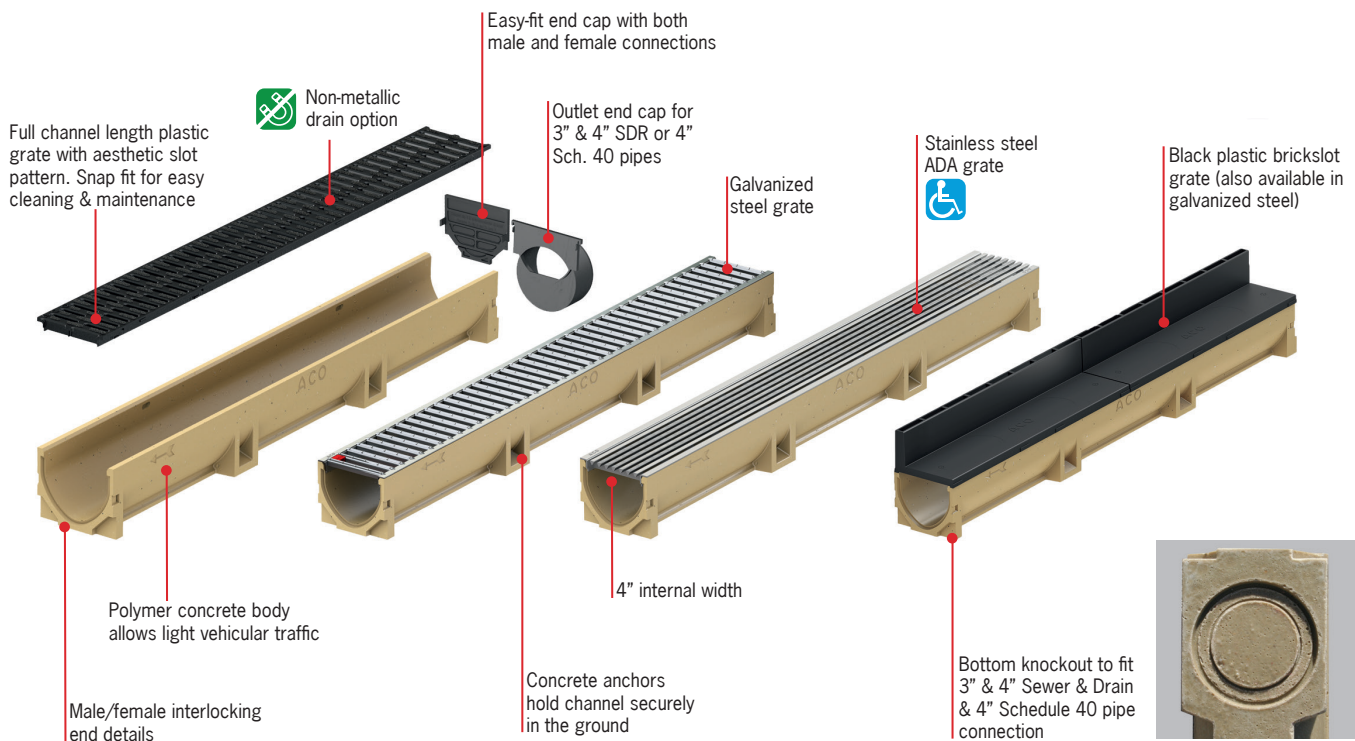
The polymer concrete body of DrainLine 100 has excellent strength and is resilient to salt, oil, gas, etc. Its v-shaped profile and smooth surface make it very effective in high flow situations.

DrainLine 100 is suitable for pedestrian/light vehicle traffic applications such as:

- Driveways
- Paths
- Garages
- Patios
- Pools



Product Overview




Part Table

	Part No.	Length inches	Width inches	Height inches	Wgt. lbs.
Polymer concrete channel (1 meter)	38509	39.4	4.6	3.8	14.8
Grate removal tool	03429	-	-	-	0.6
Closing end cap	319288	-	4.6	3.8	0.1
Outlet end cap	319289	-	5.1	3.2	0.1
Galvanized steel grate (1 meter)	38516	39.4	4.6	0.5	2.64
Stainless steel longitudinal grate (1 meter)	10323	39.4	4.6	0.5	6.95
Black plastic microgrip grate (1 meter)	319250	39.4	4.6	0.5	1.25
Black plastic brickslot grate (0.5 meter)*	319554	19.7	4.6	0.5	0.96

* 2 grates needed to fill 1 meter channel

Grate Options




Stainless steel longitudinal



Black plastic microgrip

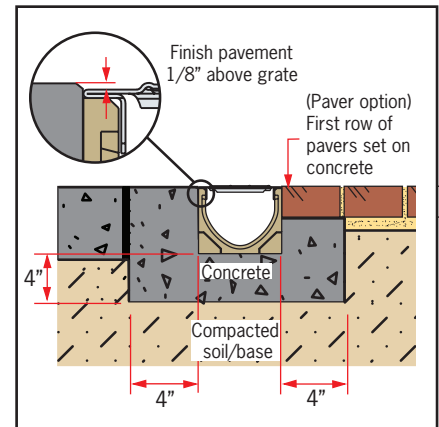


Brickslot plastic



Galvanized steel

Installation Diagram



Accessories



Closing end cap



Outlet end cap

Installation Instructions



Excavate area to allow room for channels/catch basin and 4" of concrete on all 3 sides.



Pour concrete bed - 12" wide by 4" deep; keep outlet pipe clean.



Lay channels starting at outlet. Set a string line at required height to ensure level. Seal joints if required.



Fit end caps. Insert grates. To keep concrete from getting onto grates or seam, protect grates with plastic.



Install pavers or finish pavement surround to required level. Should be 1/8" above grate.



Clean away debris, remove protective plastic.

For driveway applications, trench drain **MUST** be surrounded by 4" of concrete.

ACO Polymer Products, Inc.

East Sales Office

9470 Pinecone Drive
Mentor, OH 44060
Tel: (440) 639-7230
Toll free: (800) 543-4764
Fax: (440) 639-7235

Southeast Sales Office

4211 Pleasant Road
Ft. Mill, SC 29708
Toll free: (800) 543-4764
Fax: (803) 802-1063

West Sales Office

825 W. Beechcraft St.
Casa Grande, AZ 85122
Tel: (520) 421-9988
Toll Free: (888) 490-9552
Fax: (520) 421-9899

Electronic Contact

info@acoself.com
www.acoself.com

Follow us on

